






# Ash Tree Identification Guide

Kentucky coffeetree



Black locust



## Additional identification characteristics

### Ash flower gall

Many ash trees have ash flower gall. The distorted growth is caused by a mite in spring. The galls harden and turn brown by autumn but usually do not affect the health of the tree.



## Ash species and their terminal buds



### Green Ash

Common cultivars: Marshall's Seedless, Patmore, Bergeson, Cimmaron, Summit

### White Ash

Common cultivars: Autumn Purple, Autumn Blaze, Autumn Applause

### Black Ash

Common cultivar: Fallgold

### Blue Ash

Common cultivar: True Blue

### Photo Credits:

Boxelder branch: Jan Samanek, bugwood.org; leaf: Ohio State Weed Lab Archive, bugwood.org; seed: Roberta Gibson, blog.growingwithscience.com Mountain-ash seed: Boris Hrasovec, bugwood.org; leaf: Oregon state University; bark: Becca Macdonald, bugwood.org Black walnut branch: E. John Barker, canadiantreetours.org; leaf: Virginia Tech; Tree-of-heaven branch: Dr. Donald Farrar, public.iastate.edu/bot356; leaf and bark: Leslie J. Mehrhoff, bugwood.org Kentucky coffeetree leaf: namethatplant.net; bark: Jason Shamon, bugwood.org Black locust branch: John Cardina, bugwood.org; leaf: Paul Wray, bugwood.org; seed: Stephen F. Austin State University; bark: Leslie J. Mehrhoff, bugwood.org Ash flower gall fall: University of Missouri Extension Terminal buds: White ash-Virginia Tech; Black ash-Jost Benning, tree-guide.com; Blue ash-ohioplants.org

Front panel: green ash in fall color; Crawford, Nebraska


Jennifer Morris, Forest Health Specialist  
Nebraska Forest Service  
[www.nfs.unl.edu](http://www.nfs.unl.edu)





# A comparison of trees that look similar to ash trees

**Ash**



**Branch pattern**

- Branches, buds and leaves of ash grow directly across from each other (opposite).
- Boxelder is the same.
- Others are staggered (alternate).

**Boxelder**



**Mountain-ash  
(not a true ash)**



**Black walnut**




**Tree-of-heaven**



**Leaf and leaflets**

- Ash leaves have 5-11 leaflets.
- Boxelder has 3-5 leaflets.
- Others have more.



**Seeds and fruit**

- Ash seeds are paddle-shaped but not all ash trees produce seeds.
- Boxelder seeds are wing-like.
- Others are different.



**Bark**

- Young ash trees have smooth bark that thickens into a diamond-shaped pattern as the trees age. The color is usually gray.
- Boxelder is similar but a lighter gray-brown.
- Others are different.

