


Published continuously since 1962



March 2026

- [Economic Reports](#)
- [Hardwood](#)
- [Softwood](#)
- [Exports](#)
- [Safety and PPE](#)
- [Industry Thoughts/Quotes:](#)
- [Utilization Events and Resources](#)
- [Grant News](#)
- [Events](#)
- [Different Products – New Markets](#)
- [Timber Sales](#)

Economic Reports

Hardwood

Timber Price Trends Oct.-Dec. 2025



Region	Product	Species	Max Price	Avg Price	Min Price	Volume	Units	Number of Reports
North	Veneer	Black walnut	\$4,200.00	\$3,798.62	\$3,588.00	1.26	Doyle MBF	3
North	Sawlogs	Mixed Hardwoods	\$180.00	\$112.66	\$50.00	56.4	Doyle MBF	12
North	Sawlogs	Hickory	\$200.00	\$171.63	\$60.00	91.7	Doyle MBF	13
North	Sawlogs	Black walnut	\$4,272.00	\$2,763.84	\$1,500.00	66.32	Doyle MBF	13
North	Sawlogs	White oak	\$900.00	\$561.73	\$240.00	185.5	Doyle MBF	9
North	Sawlogs	White oak (group)	\$600.00	\$364.78	\$120.00	94.58	Doyle MBF	10
North	Sawlogs	Red oak (group)	\$300.00	\$190.28	\$72.00	353.98	Doyle MBF	14
North	Sawlogs	Post oak	\$360.00	\$343.70	\$240.00	19.37	Doyle MBF	3
North	Stave Logs	White oak	\$2,400.00	\$1,757.62	\$1,200.00	24.09	Doyle MBF	8
South	Sawlogs	Shortleaf pine	\$327.67	\$183.04	\$83.33	459.35	Int MBF	7
South	Sawlogs	Mixed Hardwoods	\$316.02	\$311.23	\$74.97	1,994.06	Int MBF	4
South	Sawlogs	Hickory	\$327.67	\$177.58	\$100.00	232.37	Int MBF	8
South	Sawlogs	Oak (mixed species)	\$327.67	\$272.66	\$210.00	5,428.56	Int MBF	9
South	Sawlogs	White oak (group)	\$208.33	\$186.00	\$151.67	667.99	Int MBF	5
South	Sawlogs	Red oak (group)	\$189.08	\$175.81	\$125.83	2,875.41	Int MBF	5
South	Stave Logs	White oak	\$1,060.00	\$937.87	\$916.30	28.25	Int MBF	3

Forest Economics in Missouri ~ Timber Price Trends: Not every sale is listed. There must be a minimum of 3 reports of a specific species/product combination for it to be added to the list. Includes state sales and private land sales if information is known/reported. Maximum and minimum prices offered to timber owners are affected by the following unknown factors: The quality and size distribution of timber; the accessibility, i.e. was it close to good roads and/or what was the haul distance to the mill; topography of the units. <https://research.mdc.mo.gov/project/forest-economics-missouri>

Softwood

REGION 2, ZONE 1, NW Intermountain Zone, SAWTIMBER
Current Appraisal Data Bulletin
BULLETIN NO. BU210126
Effective March 9, 2026, Until Superseded

BASE DATA PERIOD: 1st QTR CY24 – 4th QTR CY25
APPRAISAL BASE PERIOD (QTR, CY):8-25
BASE INDEX: WWPA, December 2025 (2022-23 basis) 396.06 ^{1/}
Stewardship nonsaw logging adjustment proportion ^{3/} 0.84
Average High Bid:(Base Period Price): LP&DF \$6.34; ES \$6.53; PP \$3.00; TF \$5.21

INDEX		To Convert \$/CCF to \$/MBF: x 2.20951 (Average)			
2 SPECIES		LP&DF	ES	PP	TF
UNIT OF MEASURE		CCF	CCF	CCF	CCF
Mbf/Ccf Ratio		0.4522	0.46513	0.46222	0.43803
6 DBH (all spp)		9.8	9.8	9.8	9.8
AVE. CCF/ACRE (all spp)		25.2	25.2	25.2	25.2
7 BASE PERIOD PRICE		6.34	6.53	3.00	5.21
8 MARKET ADJUSTMENT		-1.63	-1.06	0.00	-1.55
9 ADJUSTED BASE PER. PRICE		4.71	5.47	3.00	3.66
10 BASE SKID-YARD COST		128.81	128.81	128.81	128.81
13 BASE HAUL-(north BGHN, SHO)		65.00	65.00	65.00	65.00
13 BASE HAUL-(south AR, PISI, MB, NEB)		44.86	49.78	45.21	47.53
16 BASE RD MAINTENANCE		2.66	3.39	2.70	2.75
19 BASE SLASH		0.49	1.03	0.53	0.70
22 BASE TEMP. ROADS		2.47	2.95	2.53	3.54
29 COMPETITION AMOUNT		2/	2/	2/	2/
34 SALE SPECIFIED RD COST		4.81	4.33	0.00	6.84
35 BASE INDEX	WWPA 1/	396.06	396.06	396.06	396.06
PERFORMANCE RATIO:		0.20	0.38	1.00	0.19

1/ Base Index adjusted to CCF (2022-23 Basis) White Woods: 396.06

2/The competition factor for the Bighorn, Medicine Bow/Routt, Arapaho/Roosevelt and Shoshone will be set at 10% (competitive). The competition factor for the Nebraska and Pike will be 5% for this Bulletin period (non-competitive).

3/ This value is used when adjusting TEA for the logging of nonsaw material in a Stewardship Contract or Agreement when it is a service item that is paid for.

Selected Class	Factor	Sale BF/CF Ratio		MBF to CCF	
		Range	Average	Convers	Index
A	4 to 4.49		4.25	0.425	168.33
B	4.5 to 4.99		4.75	0.475	188.13
C	5 to 5.49		5.25	0.525	207.93
D	5.5 to 5.99		5.75	0.575	227.73
E	6 to 6.49		6.25	0.625	247.54
F	6.5 and greater		6.75	0.675	267.34
G	2 to 2.49		2.25	0.225	89.11
H	2.5 to 2.99		2.75	0.275	108.92
I	3 to 3.49		3.25	0.325	128.72
J	3.5 to 3.99		3.75	0.375	148.52
					0.47

COMPETITION FACTOR by Forest and VALUES based on all species live ADJ BPP

		per CCF:			
		LP&DF	ES	PP	TF
<u>Zone as a Whole</u>					
Bighorn		0.47	0.55	0.30	0.37
Medicine Bow/Routt		0.47	0.55	0.30	0.37
Nebraska		0.24	0.27	0.15	0.18
Arapaho/Roosevelt		0.47	0.55	0.30	0.37
Pike		0.24	0.27	0.15	0.18
Shoshone		0.47	0.55	0.30	0.37

REGION 2, ZONE 1, NONSAW
Current Appraisal Data Bulletin
BULLETIN NO. BU210126
Effective March 9, 2026, Until Superseded

Reference 7.14 - Current TE nonsaw Appraisal Data

ALL SPECIES NONSAW

BASE DATA PERIOD: 1st QTR CY24 – 4th QTR CY25	WWPA INDEX
APPRAISAL BASE PERIOD (QTR, CY): 8-25 - Ave. Base Index	NA
BASE INDEX:	NA
Average High Bid:	\$0.25

INDEX	OPERATIONS				
2	SPECIES			ALL Except Aspen	Aspen
7	BASE	PERIOD	PRICE	0.25	1.00
8	MARKET ADJUSTMENT			3/	0.00
9	ADJ	BPP	(7+8)	0.25	1.00
13	BASE	HAUL	4/	0.00	0.00
16	BASE	ROAD	MAINTENANCE	2.7	2.7
19	BASE	SLASH		0.53	0.00
24	BASE	TEMP.	ROADS	2.53	2.53

3/ The use of the indexed market adjustment for nonsaw has been discontinued until an index that reflects the market for products other than sawlogs becomes available.

4/ Subtract average haul miles (52) from the sale haul miles and multiply by the haul cost. Haul cost is \$0.170/CCF/MI.)

Example: 19 mile haul [19 - 52] X \$0.1700 = -5.61

109 mile haul [109 - 52] X \$0.1700 = +9.69

Nonsaw COMPETITION FACTOR by Forest and VALUES per CCF.

	\$ PER CCF	\$ PER CCF
	ALL Except Aspen	Aspen
<u>Zone as a Whole</u>		
Bighorn	0.03	0.10
Medicine Bow/Routt	0.03	0.10
Nebraska	0.01	0.05
Arapaho/Roosevelt	0.03	0.10
Pike	0.01	0.05
Shoshone	0.03	0.10

REGION 2, ZONE 1, STANDARD RATES (R2 FSM 2430, 2431.31a)
Current Appraisal Data Bulletin
BULLETIN NO. BU210126
Effective March 9, 2026, Until Superseded

Product	UOM	Species	Standard /5 Rate	Min. Rate
<i>Ski Area and other Operations under Special Use Permits /6 (settlement)</i>				
Sawtimber (01)	CCF (03)	all conifer	\$4.77	variable /7
NONSAW (08)	CCF (03)	all conifer and aspen	\$1.00	\$0.25
<i>Other Convertible Products</i>				
Sawtimber (01)	CCF (03)	all species	ABPP /8	variable
NONSAW (08)	CCF (03)	all species	ABPP	\$0.25
Tee Pee Poles (03) /9	each (09)	LP	\$0.50	\$0.25
Poles (03) - 4.00" to 8.00" diameter	CCF (03)	all species	\$2.50	\$0.25
Poles (03) - 8.00" to 12.00" diameter	CCF (03)	all species	\$3.00	\$0.25
Poles (03) - 6.5' length	each (09)	all species	\$0.50	\$0.05
Poles (03) - 8' length	each (09)	all species	\$0.75	\$0.05
Fence Stays (14) - 2.00" to 2.50" diam	each (09)	all species	\$0.15	\$0.05
Fence Stays (14) - 2.50" to 4.00" diam	each (09)	all species	\$0.25	\$0.05
Mine Props (05)	CCF (03)	all species	\$3.00	\$0.25
Mine Props (05)	each (09)	all species	\$0.75	\$0.05
Posts (06)	each (09)	Cedar (juniperus)	\$0.75	\$0.05
Posts (06)	CCF (03)	Cedar (juniperus)	\$9.50	\$1.00
Commercial Use Firewood (07)	cord (02)	all species	\$8.00	\$5.00
Biomass green cv (20)	ton (05)	all species	\$0.10	\$0.01
Biomass dry cv (21)	ton (05)	all species	\$0.25	\$0.01

/5 These rates are published here for optional use - when forest level Standard Rates are not available or do not match fair market value. (R2 FSM 2430, 2431.31a).

/6 Use for forest product sales on ski areas or other projects related to the operations of a special use permit.

/7 Reference R2 FSM 2430; 2431.31b, Exhibit 01, and the R2 Minimum Rate Instructions (white paper), July 2019

/8 ABPP is the adjusted base period price published quarterly in the Current Appraisal Data Bulletin.

/9 Native American Tribes may be eligible for free use permits - see WO FSH 2409.18, Ch. 80, 82.5 & 82.53.

Exports

NE Exports by NAICS Commodities Forest Products and Raw							
Current date: 03/16/2026 3:11 PM (Eastern Daylight Time)							
Measures: Total Exports Value (\$US)							
State	Commodity	Country \ Time	2015	2020	2025		
Nebraska	1132 Forestry Products	All Geographic Regions	\$ 22,247	\$ 100,758			
		Europe		\$ 88,560			
		Italy		\$ 88,560			
		North America	\$ 22,247	\$ 12,198			
			Canada	\$ 22,247	\$ 12,198		
	1133 Timber & Logs	All Geographic Regions	\$ 343,633	\$ 3,049	\$ 55,518		
		Asia	\$ 343,633		\$ 37,708		
		Asia - Other	\$ 343,633		\$ 37,708		
		China	\$ 190,183				
		Japan	\$ 49,856				
		Malaysia	\$ 64,862				
		Philippines				\$ 37,708	
		Taiwan	\$ 38,732				
		North America		\$ 3,049	\$ 17,810		
Canada			\$ 3,049	\$ 17,810			

[Author: U.S. Census Bureau: Economic Indicators Division USA Trade Online. Source: U.S. Import and Export Merchandise trade statistics. For information on confidentiality protection, nonsampling error, and definitions, see technical documentation.](#)

NE Exports by NAICS Commodities Forest Products

Current date: 03/16/2026 3:11 PM (Eastern Daylight Time)

Measures: Total Exports Value (\$US)

State	Commodity	Country \ Time	2015	2020	2025		
Nebraska	3211 Sawmill & Wood Products	All Geographic Regions (World Total)	\$ 2,228,934	\$ 219,796	\$ 15,985		
		Asia	\$ 2,139,532	\$ 219,796			
			Asia Near East	\$ 127,141			
			Saudi Arabia	\$ 127,141			
			Asia - Other	\$ 2,012,391	\$ 219,796		
			China	\$ 1,425,183	\$ 79,286		
			Japan	\$ 452,287	\$ 140,510		
			Korea, South	\$ 96,148			
			Taiwan	\$ 38,773			
			Europe	\$ 68,040		\$ 5,171	
			France			\$ 5,171	
			United Kingdom	\$ 68,040			
			North America	\$ 21,362		\$ 10,814	
			Canada	\$ 3,456		\$ 10,814	
			Mexico	\$ 17,906			
			3212 Veneer, Plywood & Engineered Wood Products	All Geographic Regions (World Total)	\$ 487,297	\$ 521,960	\$ 225,004
				Asia	\$ 109,275	\$ 3,070	
				Asia - Other	\$ 109,275	\$ 3,070	
				Japan	\$ 45,738		
				Philippines		\$ 3,070	
				Taiwan	\$ 63,537		
				Australia and Oceania	\$ 3,459		
		Australia	\$ 3,459				
		Europe	\$ 42,134	\$ 63,686			
		Germany	\$ 13,614	\$ 51,099			
		Iceland	\$ 19,542				
		Ireland	\$ 2,806				
		Poland	\$ 6,172				
		Spain		\$ 12,587			
		North America	\$ 287,639	\$ 455,204	\$ 255,004		
		Canada	\$ 287,639	\$ 409,024	\$ 201,444		
		Mexico	\$ 46,180	\$ 53,560			
		South/Central America	\$ 44,790				
		Central America and Caribbean	\$ 31,700				
		Costa Rica	\$ 9,353				
		Dominican Republic	\$ 22,347				
		South America	\$ 13,090				
		Colombia	\$ 13,090				
Nebraska	3219 Other Wood Products	All Geographic Regions (World Total)	\$ 552,592	\$ 588,804	\$ 339,308		
			Africa	\$ 3,500	\$ 6,837	\$ 5,000	
			Ghana	\$ 3,500			
			Nigeria			\$ 5,000	
			Seychelles		\$ 3,500		
			Zambia		\$ 3,337		
			Asia	\$ 134,813	\$ 89,593	\$ 32,293	
			Asia Near East	\$ 30,260	\$ 22,372	\$ 22,279	
			Kuwait	\$ 26,770			
			Oman			\$ 11,621	
			Saudi Arabia			\$ 4,343	
			United Arab Emirates	\$ 3,490	\$ 22,372		
			Asia - Other	\$ 104,553	\$ 67,221	\$ 10,014	
			China	\$ 104,553			
			Japan		\$ 27,582		
			Korea, South		\$ 26,767	\$ 5,640	
			Maldives		\$ 7,195		
			Singapore		\$ 5,677	\$ 4,374	
			Australia and Oceania			\$ 7,964	
			Australia			\$ 7,964	
			Europe	\$ 33,828	\$ 170,312	\$ 21,798	
			Czech Republic		\$ 13,883		
			Denmark		\$ 45,699		
			France		\$ 24,440		
			Germany	\$ 31,014	\$ 41,405	\$ 4,875	
			Hungary		\$ 5,600		
			Iceland		\$ 32,850		
			Italy	\$ 2,814			
			Norway		\$ 6,435		
			Spain			\$ 6,923	
			Switzerland			\$ 5,000	
			Turkey			\$ 5,000	
			North America	\$ 340,451	\$ 322,062	\$ 272,253	
			Canada	\$ 330,379	\$ 315,254	\$ 272,253	
			Mexico	\$ 10,072	\$ 6,808		
			South/Central America	\$ 40,000			
			Central America and Caribbean	\$ 40,000			
			Honduras	\$ 40,000			

Author: U.S. Census Bureau: Economic Indicators Division USA Trade Online. Source: U.S. Import and Export Merchandise trade statistics.
 For information on confidentiality protection, nonsampling error, and definitions, see technical documentation.

Safety and PPE

I hope you all are using PPE when operating any equipment or power tools. With the current wildfire situation, I write this to remind you to have a fire extinguisher on every piece of equipment and in every truck. Each work site should have fire suppression tools - at least a shovel or two and a small utility sprayer with at least 25-30 gallons of water wouldn't be a bad idea. You know the ones that sit on an ATV that many use for spraying herbicide on weeds in the ditch? That can be enough water to slow a fire when it starts. Many states require spark arrestors during 'fire season' - well let's expand that to anyday it's not raining (smiley face).

Industry Thoughts/Quotes:

News and quotes about the industry and utilization... Excerpts from the articles that caught my eye and if indicate a common theme I'll recap below. [Words in square brackets are summaries of adjacent text or background info]. (Links are provided should you want to read the entire thing.)

Ponderosa Pine Utilization Summit

The final [Ponderosa Pine Summit Action Plan](#). Please read and act when and where you can. Share it widely within your networks. Keep this in the back of your mind - concepts and actions can be related to any other species.

The US Endowment for Forestry and Communities is taking these ideas a step further, i.e. not just Ponderosa Pine or softwoods. With the closure of pulp and paper mills in the East and South the forest products industry is hurting nationwide. To that end the Endowment is inviting a broad cross-section of entities and individuals to the **Markets Matter Convening** in Madison, Wisconsin on May 19-21. I will be there representing not only Nebraska but as the Chair of the Council of Western State Foresters Forest Products Committee. Looking forward to

working with other professionals on avenues to market destinations to utilize what should come out of our forests so they are healthier, resilient and less prone to ecosystem catastrophic fires

NEW TIMBER BUYER, PROCESSOR, CONTRACTOR AND MAKER LIST OPPORTUNITY.

Add your business with details on what you buy or what you process, or both! Contractors, sawmills, loggers, builders – anyone involved in forest and range management and potential merchantable material.

So many businesses on the old list no longer had working phone numbers or that were no longer around, that we decided to just start from scratch.

The resulting list will be linked to a map for ease of Nebraskans to find someone local to harvest their trees and make something from them. When you enter your information you can stipulate how far you will travel from your base location for jobs.

[Here's the directory.](#)

[Here's the form to add your business.](#)

Want to talk utilization, urban wood, biochar or market ideas? Give Kim a call or drop an email (both at bottom of newsletter)

Utilization Events and Resources

Grant News

The USDA Forest Service released the Notice of Funding Opportunities for funding from the Wood Innovations programs. Applications are due April 22, 2026. You must have a Systems for Awards Management (SAM.gov) account, and Grants.gov where all applications have to be submitted. Todd Gardiner is the Wood

Innovations Program Manager for us in the Rocky Mountain Region. Reach out with questions and ideas if you have an interest in applying for funding. There must be a strong connection to utilizing woody biomass for healthier and resilient forests. He can give you a perspective if your idea will be competitive nationally. He can be reached at 970-210-9103 or todd.gardiner@usda.gov
Learn more about the [Wood Innovations Funding Programs](#).

Events

April -sawmill demonstration at the Greenwood Cemetery in York. Likely the latter part of either the week of 6th or 13th, parts of 2 days. Watch social media and York News Times for date and time. Greenwood recieved a grant from the NFS Urban and Community side, to remove some hazard trees and put in replacement trees. A couple fo the large pin oak logs were kept back for a demo. Come prepared to take a board, plank or slab home. Might be able to cut to order.

Arbor Day celebration in Blair for sure will have the sawmill. Event is April 23rd and will start at 5:30 pm at Black Elk Neihardt Park. Check social media for more details.

June 18 City Sprouts in Omaha Biochar Talk in the evening. Field workshop day will be in September. Watch City Sprouts social media for details.

Building up

We are working on Forestry Contractor/Industry Workshops - please let me know of any specific topics you would like to learn more about. Delimbers? Cut-to-length systems on a smaller scale? Exporting? General business? Or topics you want covered in Timber Talk. Contact info at bottom.

If we have a utilization industry, then land management costs go down, a resource is utilized, then the forest (resource), landowner and contractor get a better deal.

BIOCHAR FROM HANDPILES! No equipment needed, though a hand rake is a good idea.

USFS just publised a how-to document - ([PDF](#))

Different Products – New Markets

Ever have an idea for a wood product you haven't seen in production? Let's chat about it. Give Kim a call/email!

Looking to network? Help each other with ideas? We don't need to recreate the wheel. There are enough removals to grow the wood utilization space with more creators, more processors, more loggers....


The "Wood is Good" File

I get calls periodically that someone is taking down x number of trees and do I know of a market, or just someone that would be interested in them. If you want me to pass your name along, please drop me an email with contact information.

Linden milled at church

A Linden damaged in the May 2024 wind storm was milled at the end of the year and has been stacked and drying. I encourage you to talk up any local mills to folks losing trees to new buildings, crop field

 Linden log partially milled expansion or storms.

 slabs and boards from a Linden tree log, sawmill and church in background

Timber Sales

Black Walnut						
Total Trees	62		NFS Forester/s	Bill Petersen		
Lumber 1	46	bf				
Lumber 2	95	bf	K Slezak, R Asamoah	830 N Nance		
Lumber 3	392	bf		Osceola	NE	68651
Veneer 3	46	bf				
Gun Stock	36	bf				
Craft	79	bf			402-340-3836	
Total bf*	694	bf				
				Location:	Polk County	
High volume of craft wood in the uppers in addition to these trees.						
Stand planted 45 years ago, some thinning and pruning have occurred. Most under size for sawlogs, that is why they were labeled craft wood. Many would have a small mantle size piece, small project wood and turning stock and others at least a 4x4.						

We are developing a webpage that would have sales and where hazardous fuels / forest stand improvement projects are occurring to facilitate the utilization of all material being removed from our forests. This would allow anyone with 1 tree to hundreds of acres to get the word out. Please email or call Kim to share your input on this effort. Timber Talk would continue to have formal timber sales listed.

**A Tree's best life is when it's upright,
green, and growing.**

When that life is over, give it a 2nd life.

As a forest product.


Kim Slezak, Forest Products Specialist


kslezak2@unl.edu 402-429-6931

Questions? Contact us

FOLLOW US ON SOCIAL MEDIA

 Facebook/nebraskaforests

 Twitter/NebraskaForest

 Instagram/nebraskaforests



*Copyright © 2026 *|Nebraska Forest Service|*, All rights reserved.*

Want to change how you receive these emails?
You can update your preferences **or** unsubscribe from this list
